

Scaled data based on original data using
LM-79-08 Approved Method: Electrical and Photometric Measurements of Solid-
State Lighting Products

Test Report Prepared for
Cooper Lighting Solutions
(formerly Eaton)

Brand: STREETWORKS

Report Number: P367481

Luminaire Tested: **PMM-SA2C-760-U-5WQ**

Issue Date: 12/2/2019

Test Information

Test Method: LM-79-08
Report Number: P367481
TEST IS SCALED FROM IESNA LM-79-08 TEST DATA (G2-1910-543-4)
Test Lab: INNOVATION CENTER
Issue Date: 12/2/2019
Manufacturer: COOPER LIGHTING SOLUTIONS (FORMERLY EATON)
Product Line: STREETWORKS
Catalog Number: PMM-SA2C-760-U-5WQ
Description: MESA POST TOP DECORATIVE LUMINAIRE. (2) LIGHTSQUARES WITH 16 LEDS EACH AND TYPE V WIDE OPTICS.
Light Source: -
Ballast/Driver: ELECTRONIC DRIVER

Summary

Lumens per Lamp: N/A
Luminaire Lumens: 13233 lumens
Efficiency: N/A
Efficacy: 117.1 lumens/watt
Luminous Opening: Rectangular (W 0.5' x L: 1' x H: 0')
IES Classification: Type V - Short
BUG Rating: B4 - U0 - G2

Input Watts (W): 113
Input Voltage (V): NR
Input Current (Ain): NR
Voltage Rise (V): NR
Power Factor: NR
Total Harmonic Distortion (THDi): NR
Frequency (hertz): 60
Stabilization Time: NR
Operation Time: NR
Ambient Temperature (°C): NR
Test Distance: 28.75 FT

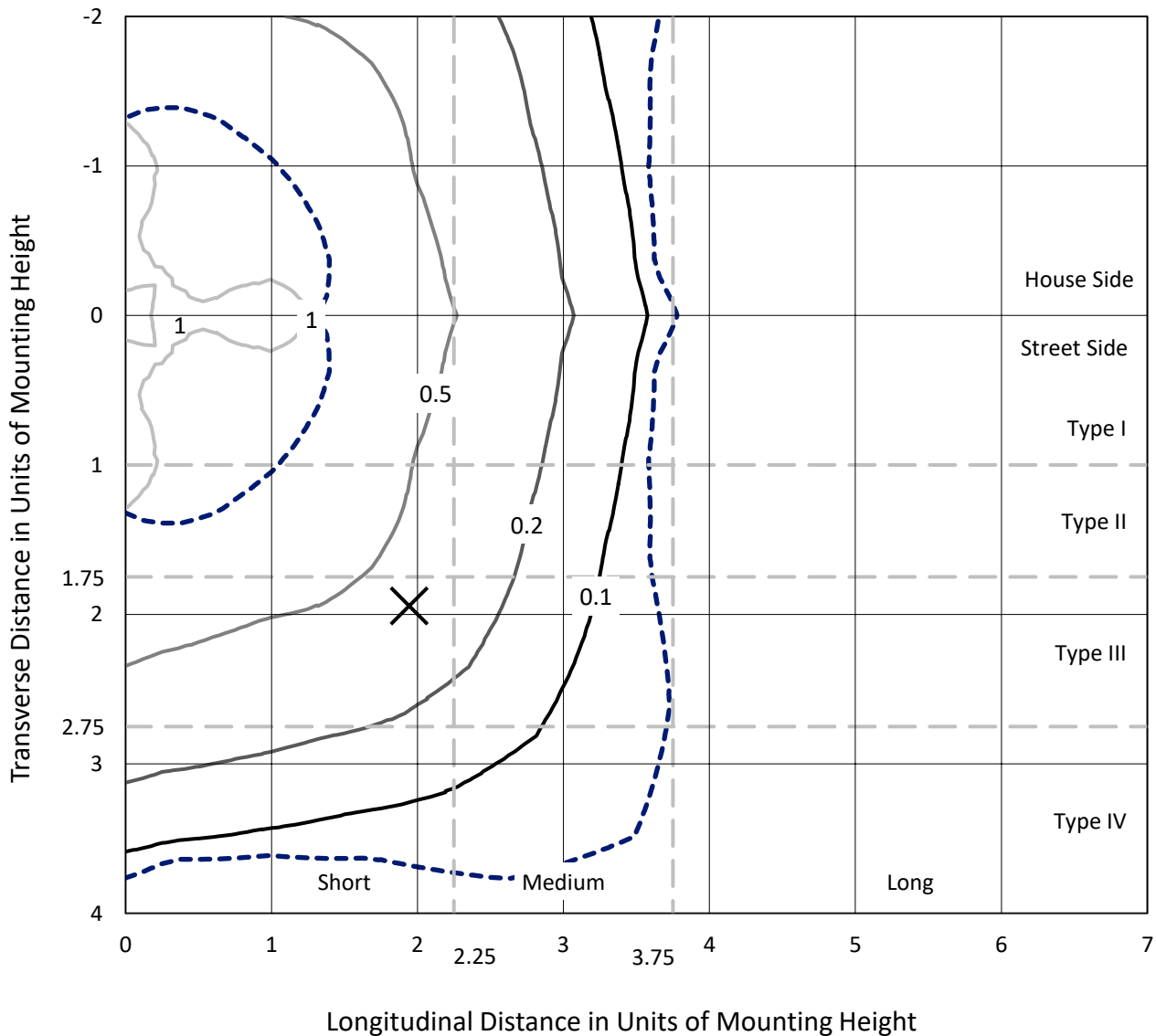


REPORT NUMBER: P367481

CATALOG NUMBER: PMM-SA2C-760-U-5WQ

Iso-Footcandle Lines of Horizontal Illumination

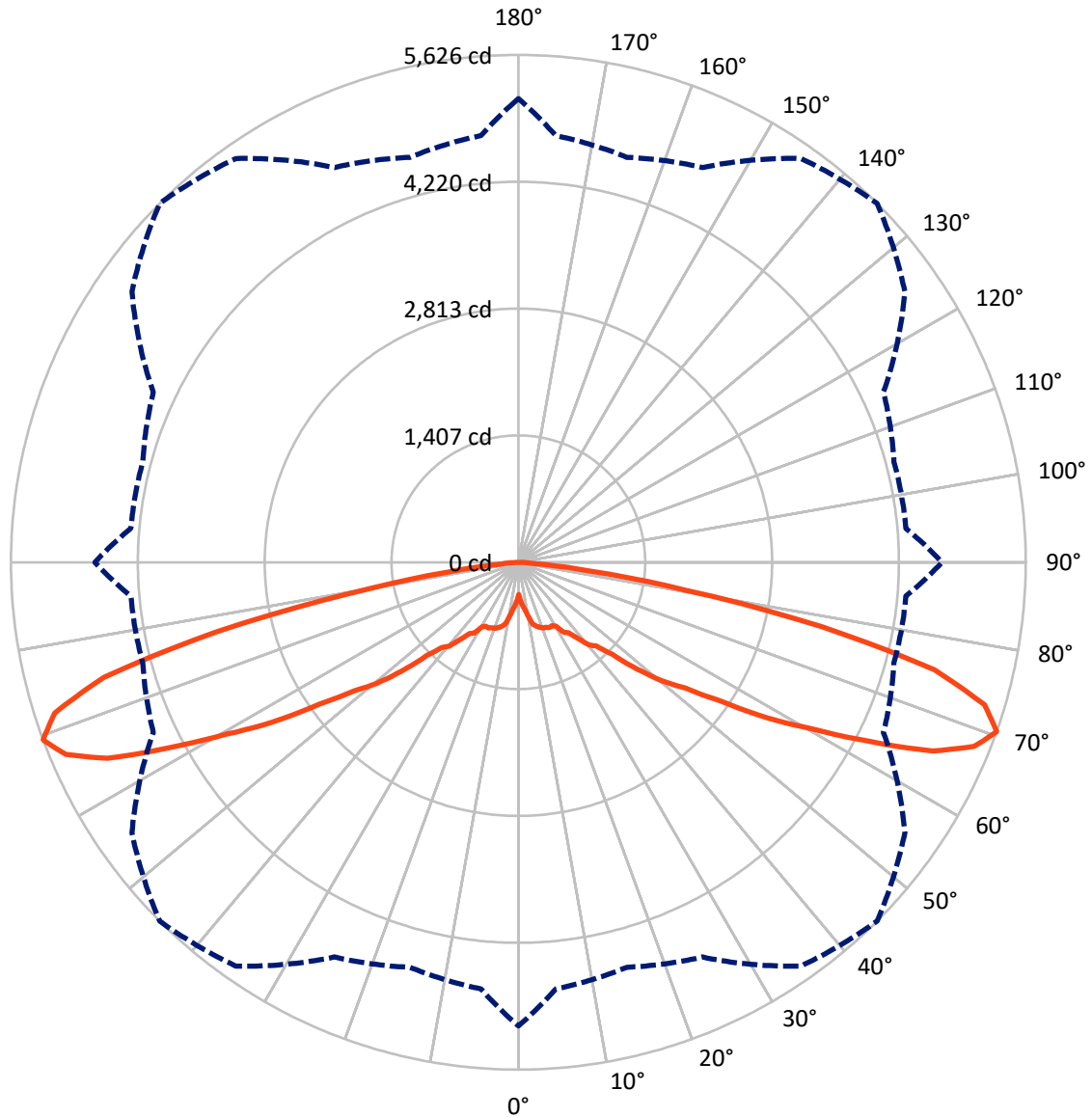
✕ Max cd
 - - - 1/2 Max cd



Based on 25 foot mounting height. Maximum calculated value = 1.1 fc
 Type V - Short - N/A

REPORT NUMBER: P367481
CATALOG NUMBER: PMM-SA2C-760-U-5WQ

Luminous Intensity Polar Plot



— Vertical Plane Through 45-Deg Lateral - - - Horizontal Cone Through 70-Deg Vertical

REPORT NUMBER: P367481

CATALOG NUMBER: PMM-SA2C-760-U-5WQ

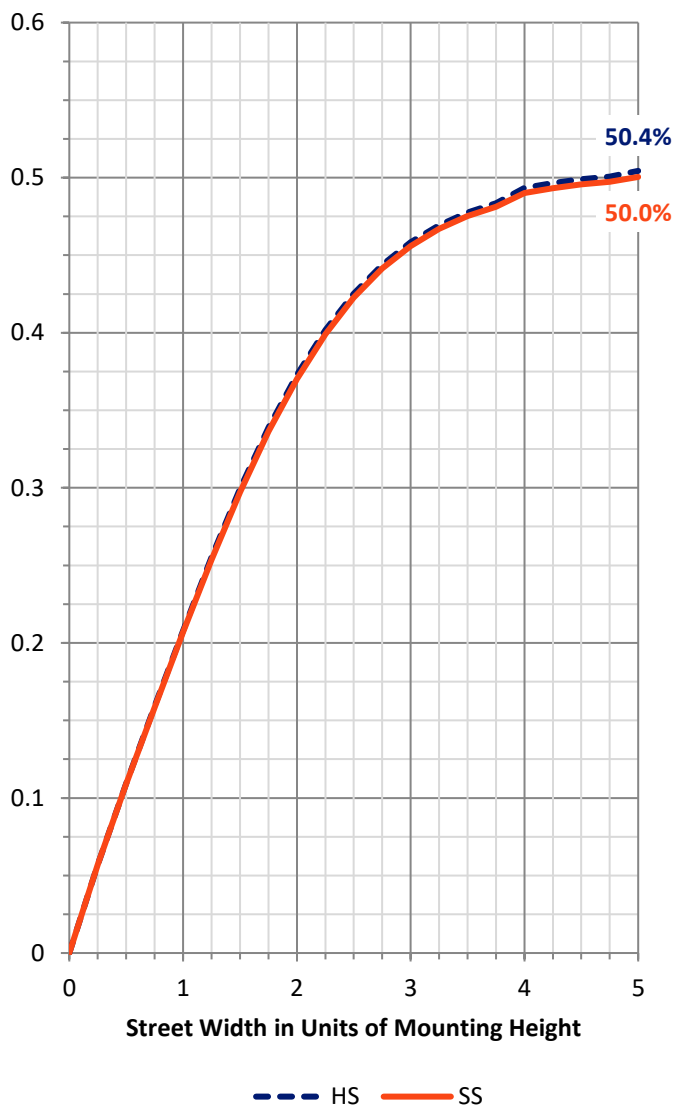
FLUX DISTRIBUTION:

		Downward	Upward	Total
House Side	Lumens	6616.5	0.0	6616.5
	% Fixture	50.0	0.0	50.0
Street Side	Lumens	6616.5	0.0	6616.5
	% Fixture	50.0	0.0	50.0
Total	Lumens	13233.0	0.0	13233.0
	% Fixture	100.0	0.0	100.0

ZONAL LUMENS:

Zone	Lumens	% Fixture
0°-10°	52.0	0.4
10°-20°	208.3	1.6
20°-30°	393.8	3.0
30°-40°	686.0	5.2
40°-50°	1311.4	9.9
50°-60°	2542.9	19.2
60°-70°	4452.7	33.6
70°-80°	3346.4	25.3
80°-90°	239.4	1.8
90°-100°	0.0	0.0
100°-110°	0.0	0.0
110°-120°	0.0	0.0
120°-130°	0.0	0.0
130°-140°	0.0	0.0
140°-150°	0.0	0.0
150°-160°	0.0	0.0
160°-170°	0.0	0.0
170°-180°	0.0	0.0
0°-90°	13233.0	100.0
0°-180°	13233.0	100.0

Coefficient of Utilization



REPORT NUMBER: P367481

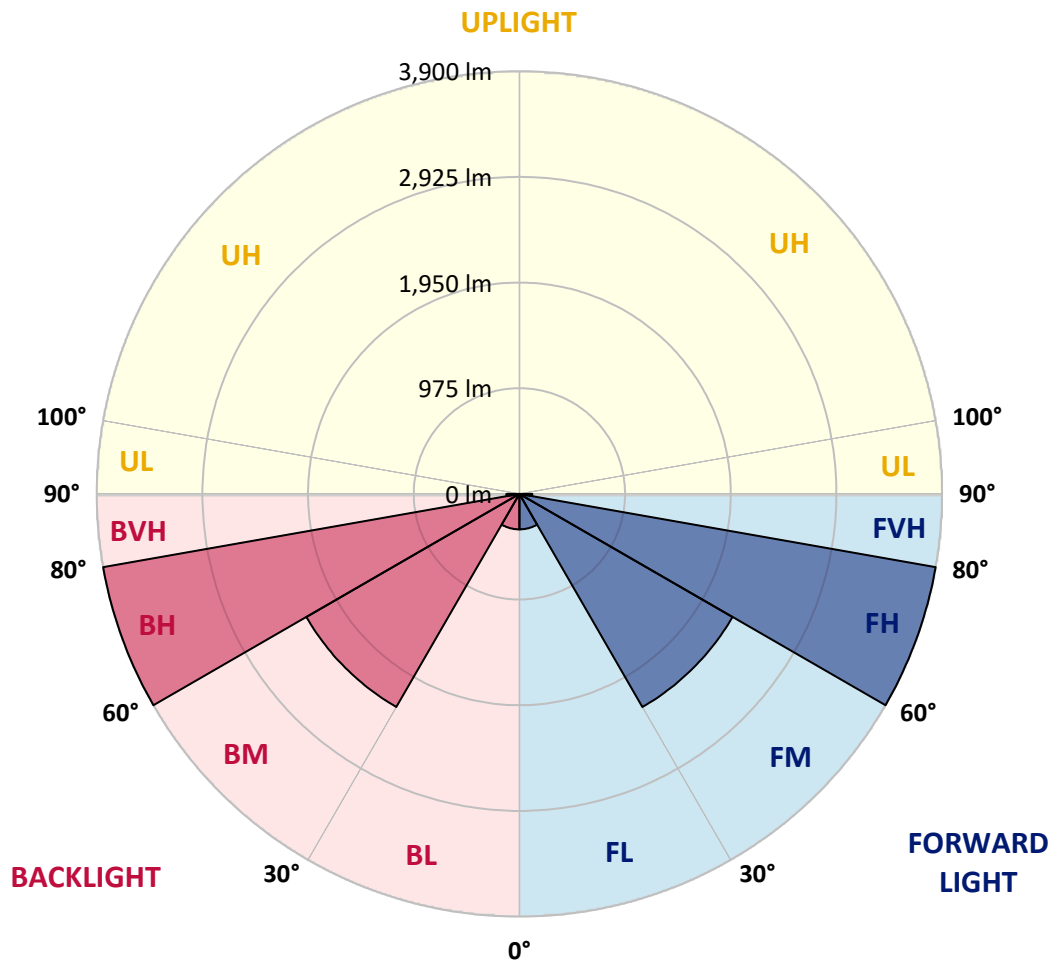
CATALOG NUMBER: PMM-SA2C-760-U-5WQ

LUMINAIRE CLASSIFICATION SYSTEM LUMEN TABLE AND BUG RATING:

Zone	Lumens	% Fixture	Zone Rating/Lumen Limit		
			B	U	G
FL (0°-30°)	327.1	2.5			
FM (30°-60°)	2270.1	17.2			
FH (60°-80°)	3899.6	29.5			G2/5000
FVH (80°-90°)	119.7	0.9			G2/225
BL (0°-30°)	327.1	2.5	B1/500		
BM (30°-60°)	2270.1	17.2	B2/2500		
BH (60°-80°)	3899.6	29.5	B4/5000		G2/5000
BVH (80°-90°)	119.7	0.9			G2/225
UL (90°-100°)	0.0	0.0		U0/0	
UH (100°-180°)	0.0	0.0		U0/0	

BUG Rating: B4-U0-G2

Type V Short





REPORT NUMBER: P367481

CATALOG NUMBER: PMM-SA2C-760-U-5WQ

CANDELA DISTRIBUTION (FULL):

	0°	5°	15°	25°	35°	45°	55°	65°	75°	85°	90°
0°	357.8	357.8	357.8	357.8	357.8	357.8	357.8	357.8	357.8	357.8	357.8
2.5°	435.3	428.7	407.6	408.6	418.4	419.4	420.4	407.6	404.5	430.7	432.2
5°	552.9	537.5	522.1	515.9	506.7	481.0	509.3	512.3	518.5	538.5	547.8
7.5°	631.4	612.4	591.4	578.6	553.4	532.4	555.5	574.4	586.8	609.4	622.2
10°	646.3	635.0	634.0	611.4	606.8	614.5	612.9	613.5	631.9	632.5	640.2
12.5°	693.0	701.2	685.3	677.6	682.3	701.2	685.8	679.2	683.8	704.8	696.1
15°	754.1	763.9	739.7	727.4	715.1	733.1	717.2	729.0	743.9	759.3	751.6
17.5°	821.9	822.4	789.5	743.9	754.6	757.2	751.6	741.8	784.4	821.4	817.8
20°	858.8	858.3	801.9	739.7	771.6	777.2	772.1	738.7	802.9	853.7	852.2
22.5°	896.8	885.5	817.8	767.5	779.3	783.9	772.1	769.0	817.8	888.6	888.1
25°	917.4	927.1	852.7	821.4	811.6	800.8	811.1	816.2	863.0	932.3	912.2
27.5°	981.5	965.6	863.0	859.9	839.3	796.7	832.2	857.3	859.9	971.8	992.3
30°	1039.6	1045.7	909.2	913.8	876.3	822.4	877.3	917.4	925.1	1046.7	1044.7
32.5°	1101.2	1103.7	991.3	943.6	927.6	925.6	904.5	939.4	1000.0	1097.6	1101.7
35°	1194.6	1215.6	1064.7	1000.5	980.5	960.0	978.5	1009.8	1066.2	1212.6	1202.3
37.5°	1408.7	1375.3	1224.4	1091.4	1078.1	1069.8	1084.7	1107.3	1222.8	1378.9	1426.6
40°	1558.0	1542.1	1336.8	1241.8	1157.6	1201.8	1166.9	1254.1	1349.6	1543.2	1574.0
42.5°	1789.6	1718.7	1507.7	1390.2	1302.9	1271.6	1291.1	1405.1	1526.7	1742.3	1802.9
45°	2011.9	1902.5	1721.8	1618.1	1485.7	1452.8	1479.0	1613.0	1753.6	1924.1	2030.8
47.5°	2238.8	2125.8	1927.1	1777.2	1668.9	1767.0	1681.2	1808.6	1948.7	2146.9	2241.8
50°	2474.4	2349.1	2153.0	1989.8	1980.5	2067.3	1964.6	2029.8	2159.7	2365.0	2477.0
52.5°	2744.9	2609.9	2413.8	2303.4	2325.0	2319.4	2298.8	2287.0	2414.8	2616.6	2749.5
55°	3066.8	2921.0	2764.4	2713.6	2773.2	2709.0	2739.3	2735.2	2753.7	2897.9	3053.5
57.5°	3455.9	3291.1	3134.1	3122.8	3199.2	3259.8	3205.9	3128.4	3096.1	3236.2	3414.3
60°	3946.2	3743.9	3571.4	3536.0	3754.2	3753.7	3704.9	3531.4	3519.1	3677.7	3892.3
62.5°	4487.8	4241.4	4053.0	3996.5	4338.4	4376.9	4224.9	3913.8	3977.5	4105.3	4360.0
65°	4947.7	4651.5	4476.0	4460.6	4878.4	5048.4	4712.6	4287.1	4307.6	4413.9	4689.5
67.5°	5247.5	4890.8	4751.1	4825.6	5345.1	5451.4	5139.2	4536.5	4463.7	4507.8	4837.4
70°	5142.3	4750.1	4649.5	4830.2	5465.7	5626.4	5231.1	4466.7	4311.7	4313.7	4696.7
72.5°	4345.1	3971.9	4019.6	4351.2	5180.3	5405.7	4806.1	4034.5	3717.2	3709.5	4057.1
75°	2873.3	2623.8	2812.2	3329.1	4306.6	4767.6	3982.1	3162.3	2764.4	2635.1	2903.6
77.5°	1256.7	1224.9	1383.5	1967.7	2935.9	3435.9	2852.7	2065.8	1503.6	1250.5	1366.0
80°	336.8	329.6	413.8	746.4	1429.2	1892.2	1543.7	823.9	430.2	313.1	332.1
82.5°	122.7	125.8	153.5	208.9	470.7	796.7	512.8	240.8	162.7	133.5	133.5
85°	53.4	51.8	74.4	83.7	128.3	180.2	147.3	102.2	82.1	61.6	59.0
87.5°	14.4	18.0	25.2	26.2	33.4	27.2	39.0	35.9	30.8	21.6	17.5
90°	0.0	0.0	0.0	0.0	0.0	0.0	0.0	0.0	0.0	0.0	0.0

(END OF REPORT)